KIDS HOPE ALLIANCE
The Jacksonville Partnership for Children, Youth & Families

KHA

Past, Present & Future

Board Retreat – January 10, 2019

KIDS HOPE ALLIANCE
The Jacksonville Partnership for Children, Youth & Families

KHA Analytics

Presented by NLP Logix

The State of Children & Youth in our City

206,973
Children Under 18

57.5%
Two-parent household

34.5%
Receive Public Assistance

24.3%
Living Below Poverty Line

80.6%
3-17 in Public School

85%
Graduation Rate (17-18)

2017 ACS Census Data

The State of Children & Youth in our City

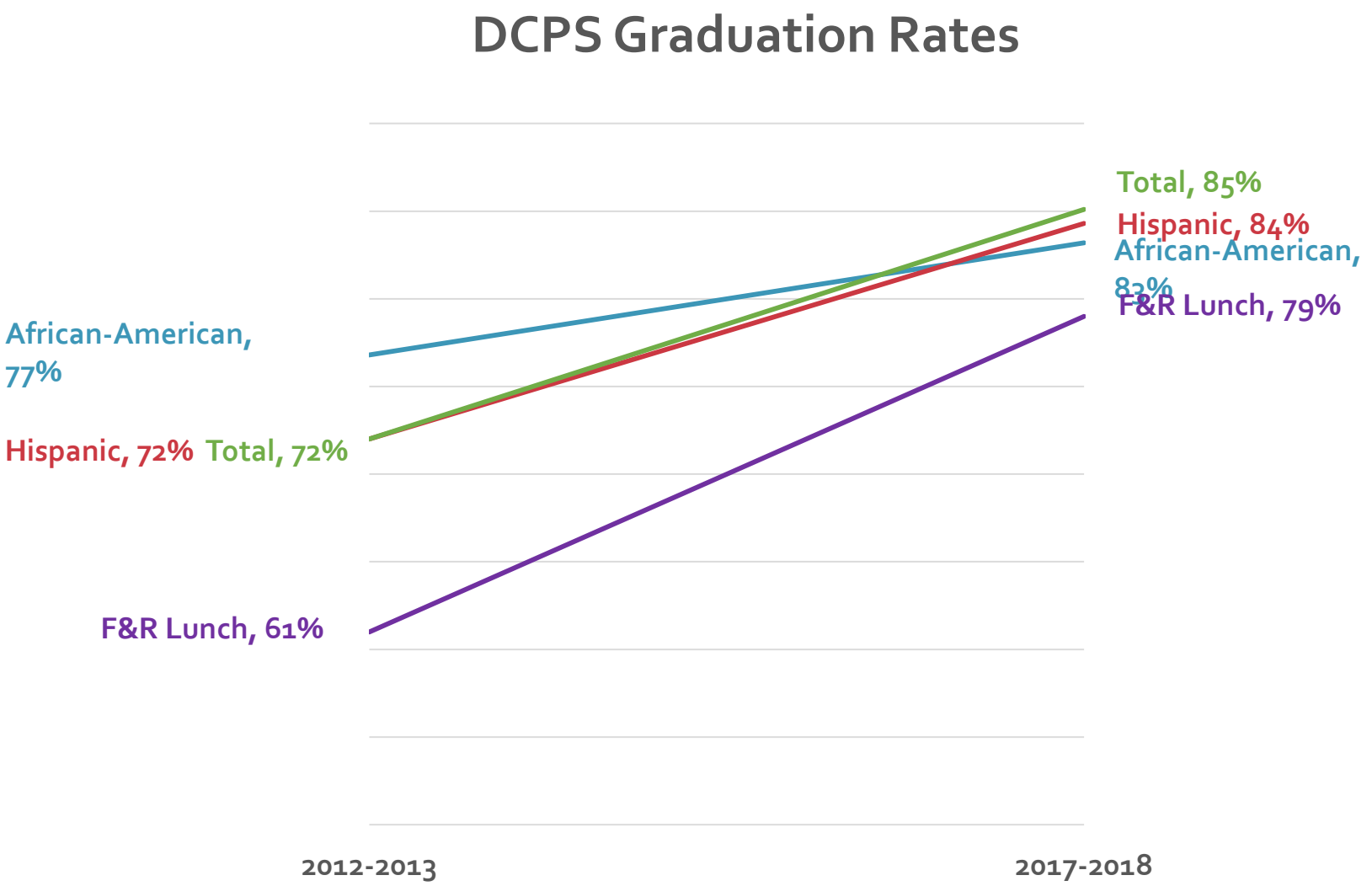

The State of Children & Youth in our City

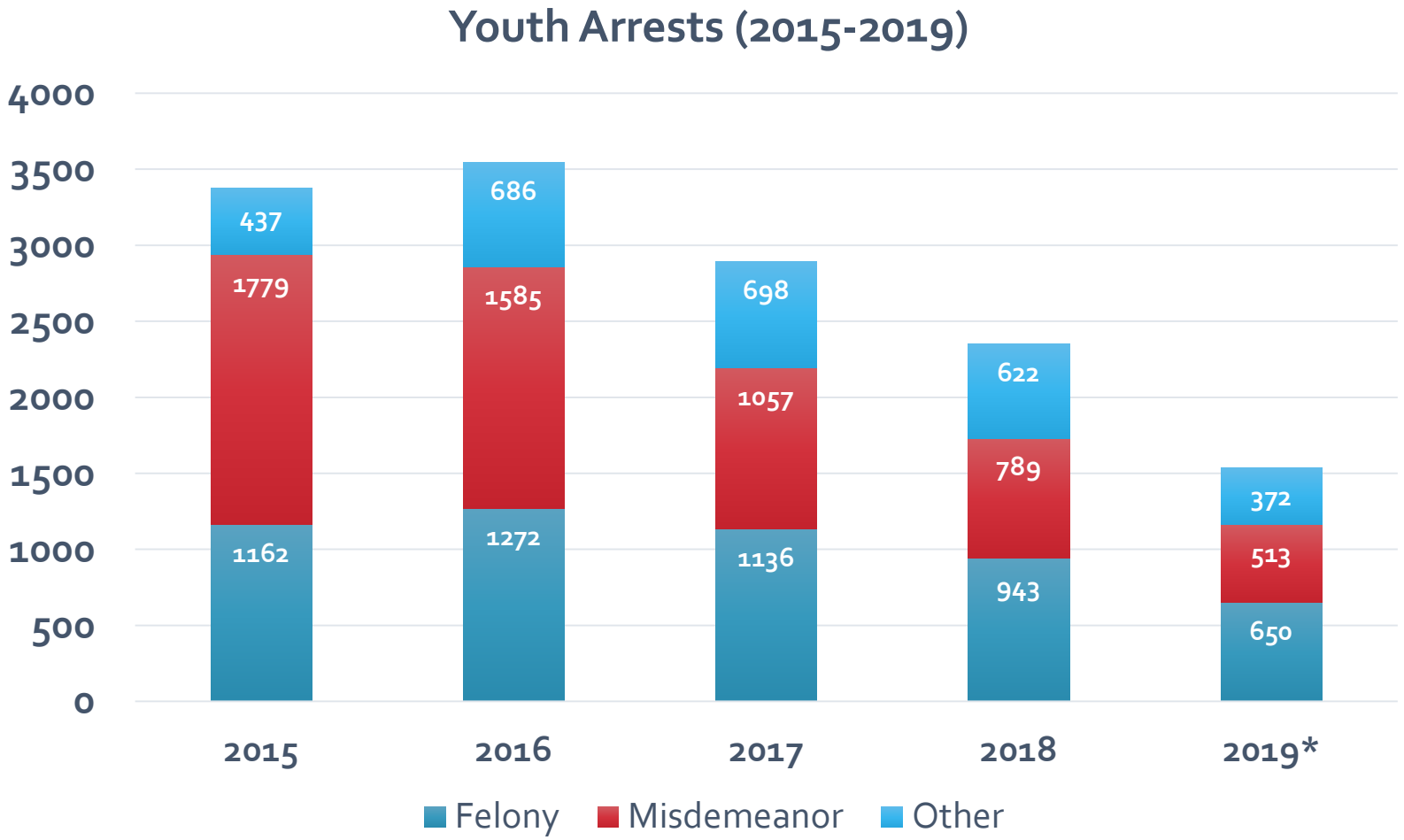

From 2016 to 2018, youth arrests fell by one-third, and 2019 is on track to fall to half of previous values.

*data is through Sept 2019

Where Are We?

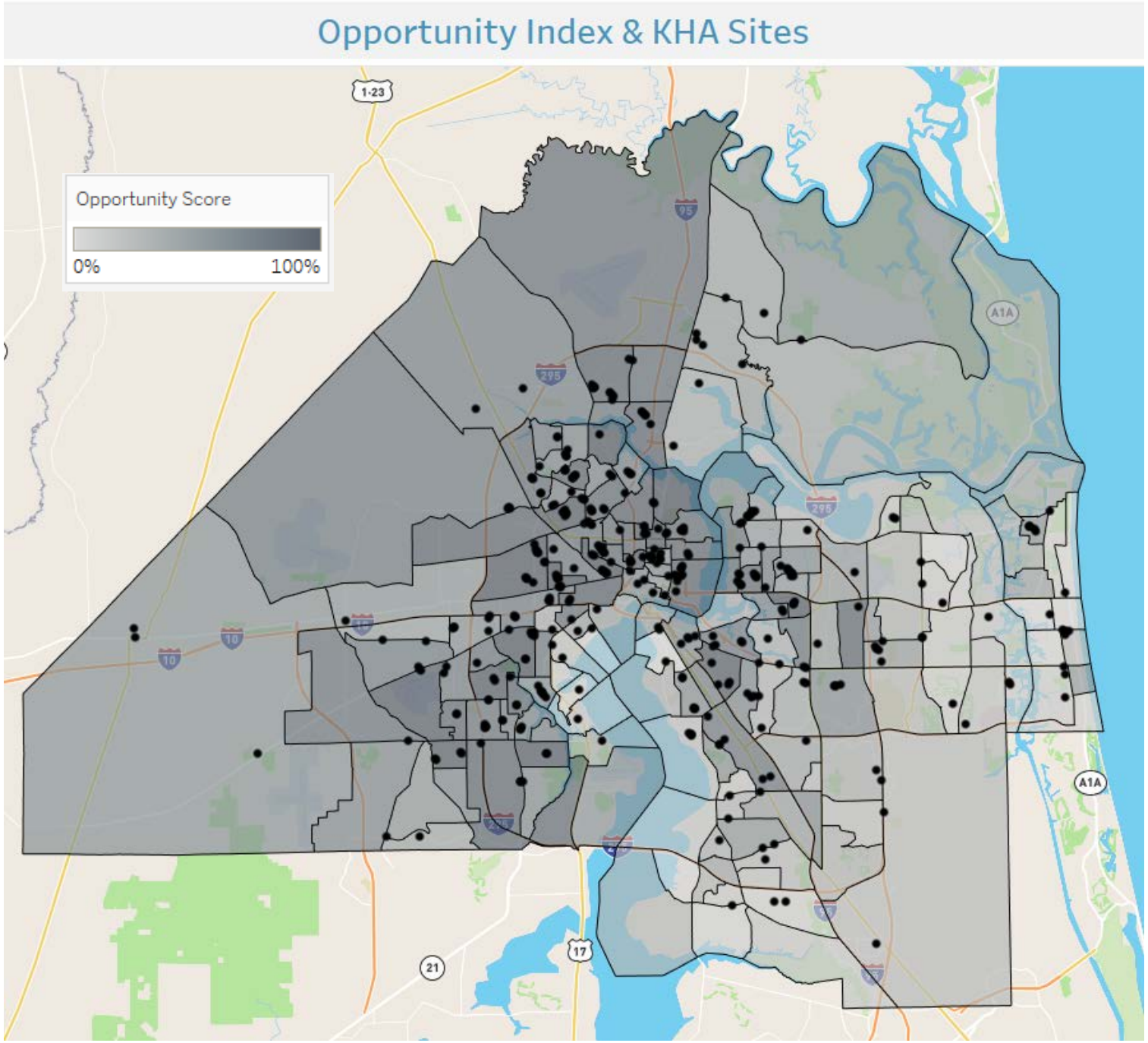
Opportunity Index & KHA Sites
Opportunity Score
0%
100%
1-23
95
295
10
A1A
17
21

Where Are We?

KHA – Reaching Farther

KHA-funded programs not shown on the map:

- Mini-Grant Sites
- Healthy Families Jax - serving 25 zip codes
- Nutrition Sites
- Early Learning Facilities
- Other Support Service Providers

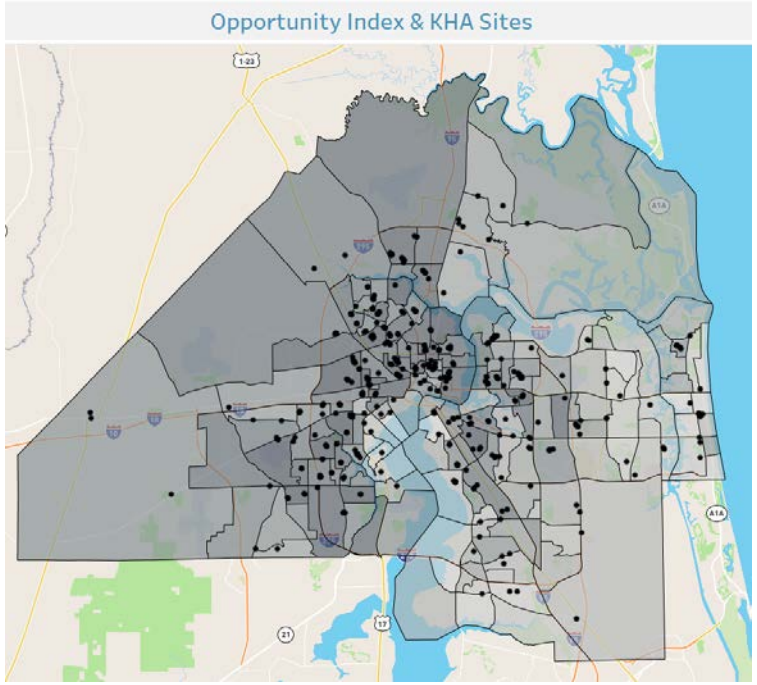

Where Are We?

KHA is tasked with serving “at-hope" children and youth. But who is “at-hope” in our community? One way to qualify for free or reduced lunch rates at DCPS is for the family to fall below 185% of the poverty line, deemed “economically disadvantaged.”

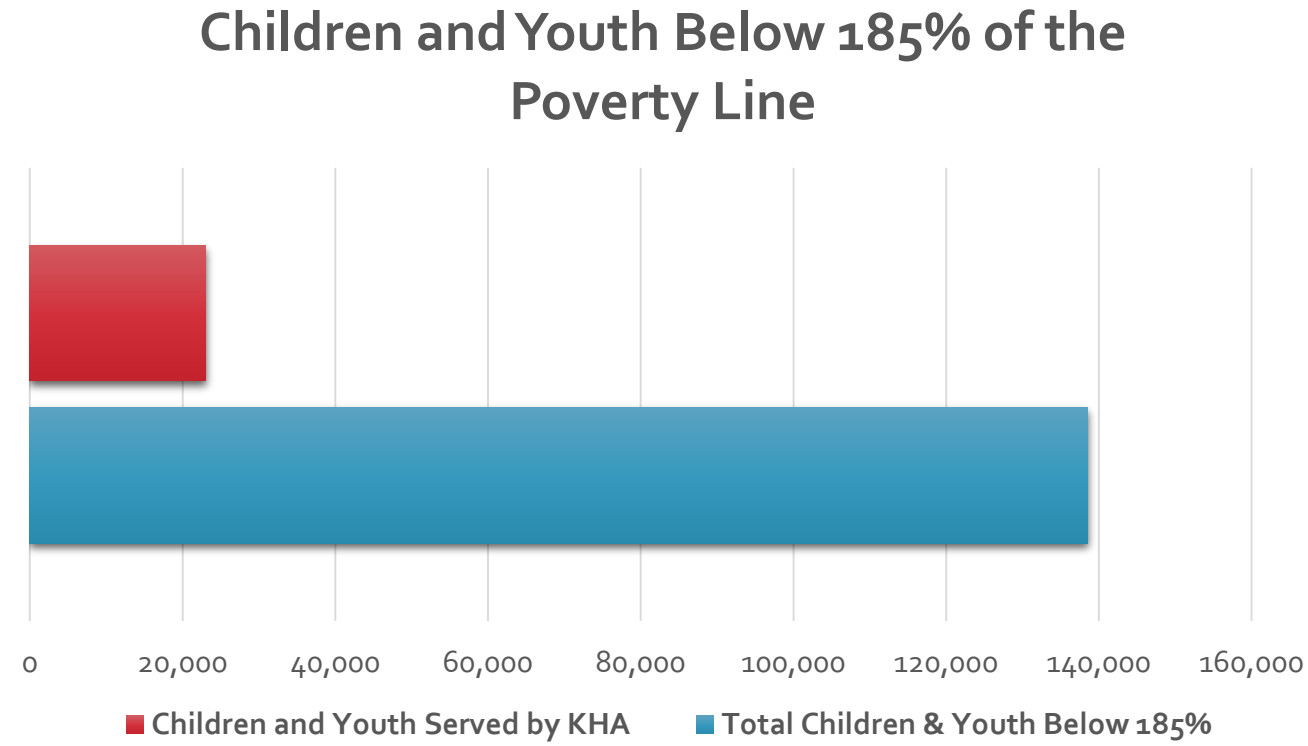

Note – We don’t know how many children and youth are being served by others in the community. We will discuss shortly how to attain the more comprehensive data required to fully understand the need in Duval.

Where Are We?

KHA's Analytics Toolkit

The Opportunity Index

The Asset Map

Integrated ESC Dashboard

These dashboards measure:

Need
Assets/Gaps
Results and Financial Utilization

Starting Points

OST Overall

OST By Program

Teen Overall

Teen By Program

Drill-Downs

Where Are We?

KHA Dashboards

Kids Hope Alliance - Out of School Time

Program name
Arlington Heights Elem. - Afterschool

Time Period
All

Go To Main

Go To OST Overview

Number of Youth Served

127 Youth Served out of 100 Contracted

Number of Units of Service (2)

13,634 Units of Service out of 14,828 Contracted

Youth Attending 2+ More Days

100.00%

Days Attended
3

Percent of Budget Used

91.94%

$147,105 spent out of
$160,000 budgeted

Opportunity Index Details

Distribution of Opportunity

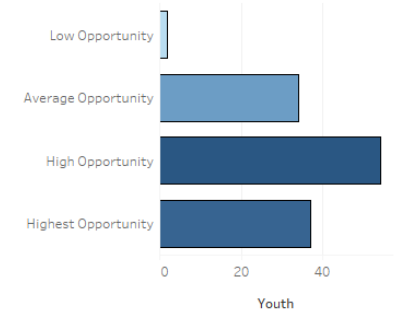

Note: Opportunity is defined using the Kids Hope Alliance Opportunity Index, high opportunity indicates a higher ability for KHA to affect change.

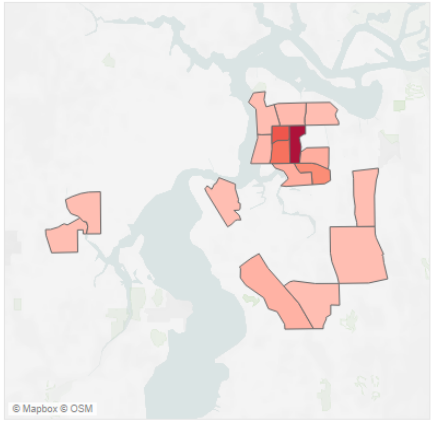

Demographic Details

Age

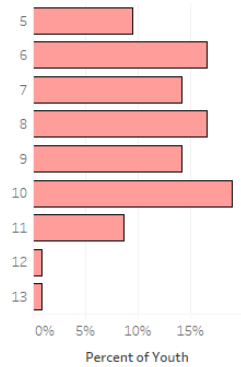

Ethnicity

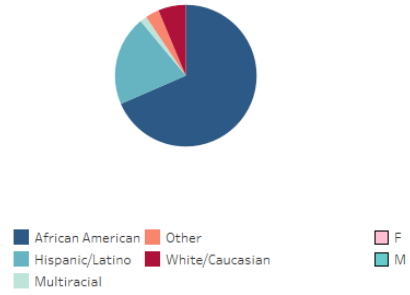

Gender

Where Are We Going?

Strong Data Partnerships

Comprehensive Gap Analysis

Fully Online "Analytics Toolkit"

Results-Based Accountability

How Do We Get There?

Strong Data Partnerships

DUVAL COUNTY PUBLIC SCHOOLS

FLORIDA DEPARTMENT OF JUVENILE JUSTICE

OFFICE OF SHERIFF The Bold New City of the South JACKSONVILLE POLICE

An MOU has been executed with the DJJ and data is readily being shared.

KHA's new planned FERPA exemption research with DCPS will provide crucial insight into the efficacy of KHA programs and into areas in which we can improve.

How Do We Get There?

Comprehensive Gap Analysis

Building a City-wide Youth Resource List

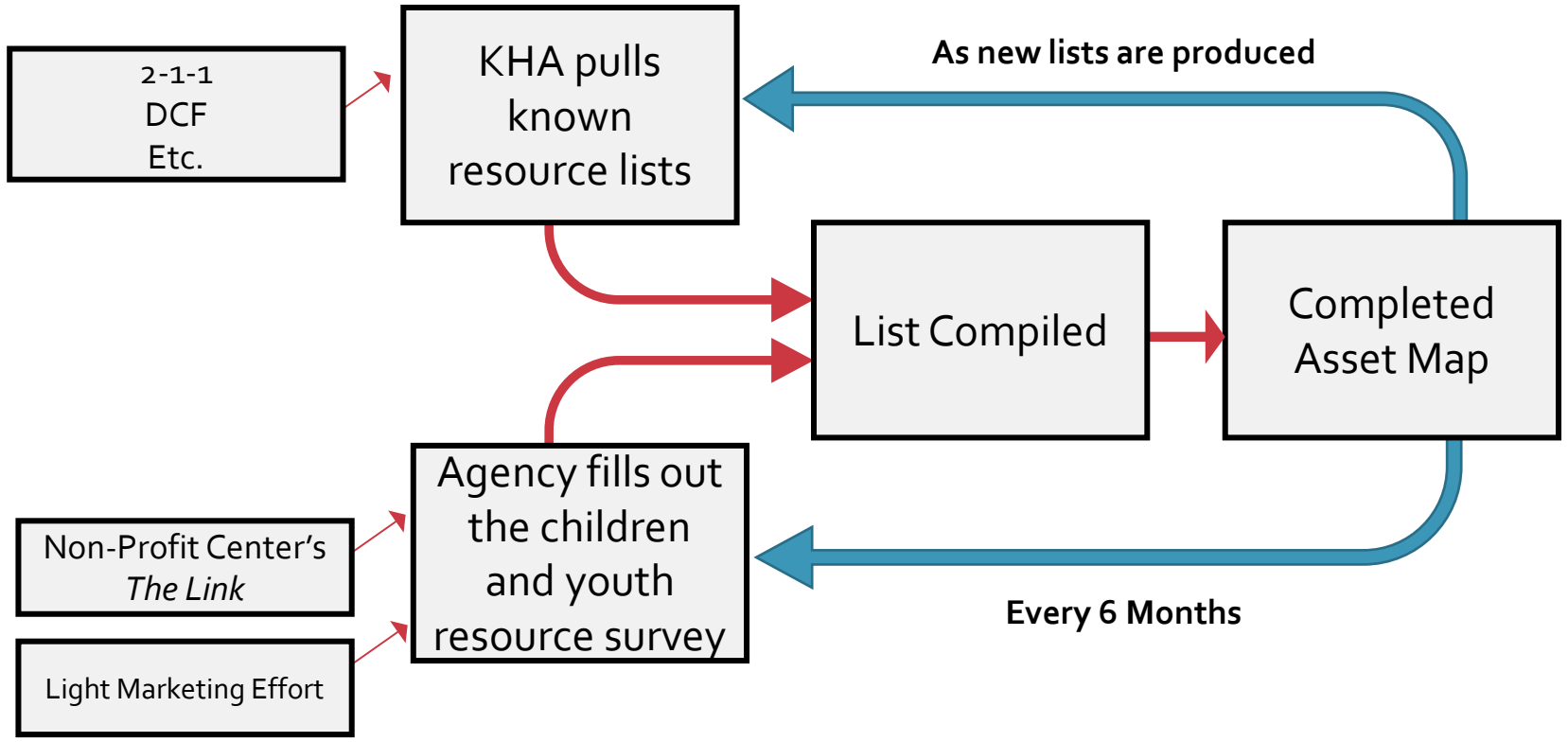

How Do We Get There?

Fully Online "Analytics Toolkit"

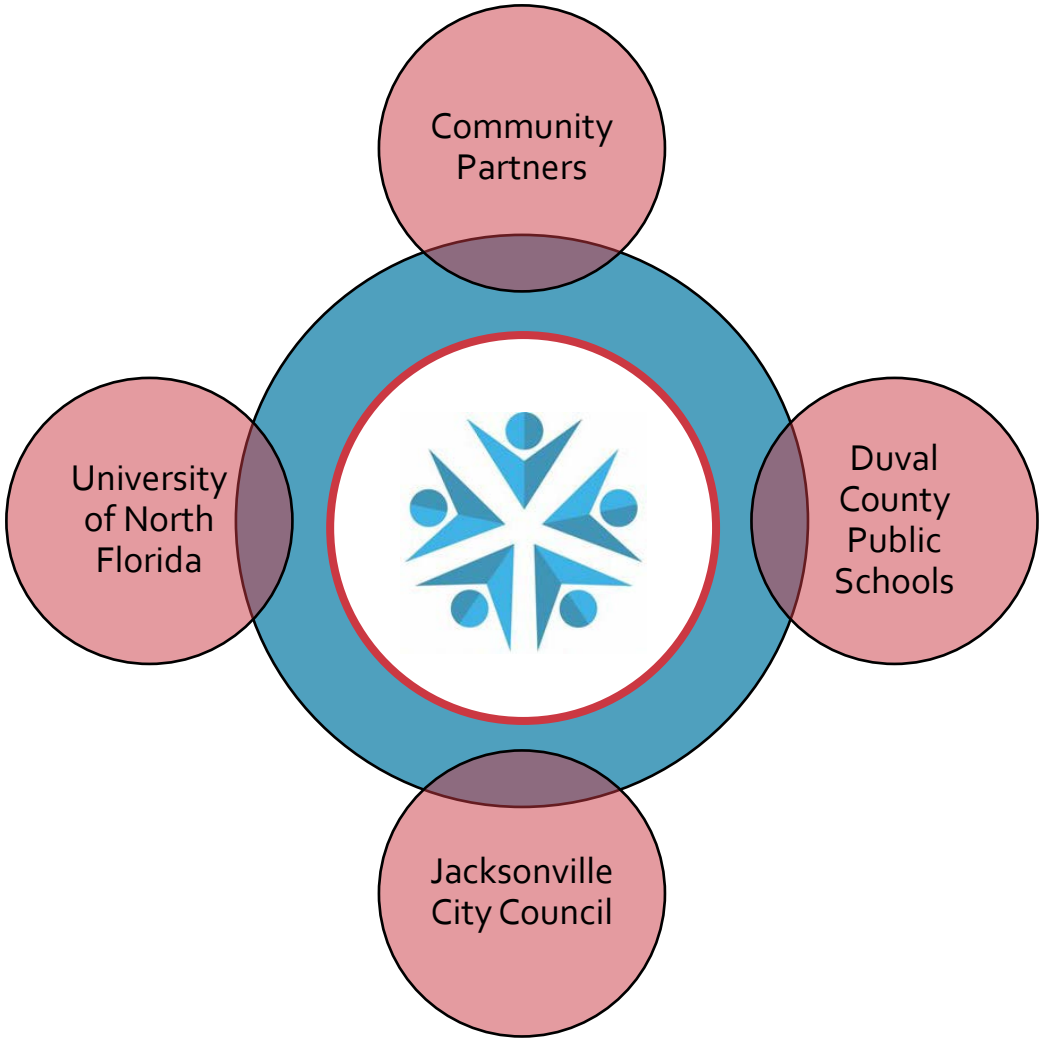

Kids Hope Alliance will be a central hub for both receiving services and learning more about programs and organizations throughout the city.

How Do We Get There?

Results-Based Accountability

Determining Metrics & Building Assessments

How much did we do?	**Data From SAMIS** # of youth served # of units of service % of children & youth served Total Funding Distribution
How well did we do it?	**Data from SAMIS** Children & Youth Engagement Retention **Qualitative Measures** Program Quality
Is anyone better off?	**Partner Data** Improved School Performance Better School Attendance **Custom Tools** Pre and Post Surveys

Take-Aways

We need the ability to track services and resources in one place, community-wide.

KHA can and should fill this roll as the central resource both for connecting the public with services, for analyzing the effectiveness of these services and for agencies to share data among themselves.

This would allow KHA to more strategically allocate funds, filling the needed gaps and ensuring the most coverage and help possible for those we serve.

Essential Service Category Updates

1. **Early Learning and School Readiness**
   Director: Lenora Wilson
2. **Juvenile Justice Prevention and Intervention**
   Director: Katoia Wilkins
3. **Pre-Teen & Teen**
   Director: John Everett
4. **Special Needs**
   Director: Mary Nash
5. **Out-of-School Time**
   Director: Kenneth Darity
6. **Out-of-School Time Grants**
   Director : Tyrica Young
7. **Data Systems**
   Director : Rodger Belcher

- Highlights
- Lessons Learned
- Opportunities